

# Brackets & Tubes

Precision engineered and manufactured by G&H® in the U.S.A.



**ORTHODONTICS®**

Quality Manufacturing. Exceptional Service.

# The difference behind G&H<sup>®</sup> BRACKETS

By controlling the entire process from raw material sourcing to packaging & delivery,  
we assure quality manufacturing & exceptional service.



Ceramic (CIM) Feedstock  
Ceramic Brackets

1

**We start with the highest quality raw materials –**

G&H uses proprietary feedstock formulations with only the highest quality materials to ensure consistent quality.



Metal (MIM) Feedstock  
Metal Brackets

4



"Sintered"  
metal bracket



Metal brackets are tumbled after sintering to remove any burs and to smooth contours.

5



The contoured mesh pad is tack-welded by hand to the metal bracket.



## Next, we precision manufacture –

2



The feedstock is compressed under high pressure in the injection molding machine. This creates what is known as a "green" bracket.

"Green"  
Metal Bracket



The "green" bracket is 20% larger than the finished bracket.

"Green"  
Ceramic Bracket



3



Ceramic brackets are complete after sintering as the base and bracket are formed as a single piece during the injection molding process. (Color-coding is applied after sintering).



6



Tack-welded metal brackets receive brazing paste in preparation for final brazing.

7



Metal brackets travel through a brazing furnace to complete the brazing process.

8



Brackets go through a final finishing step giving them a smooth polished finish.

9



## Then we quality check –

All brackets are inspected for quality assurance throughout the manufacturing process and prior to packaging.

10



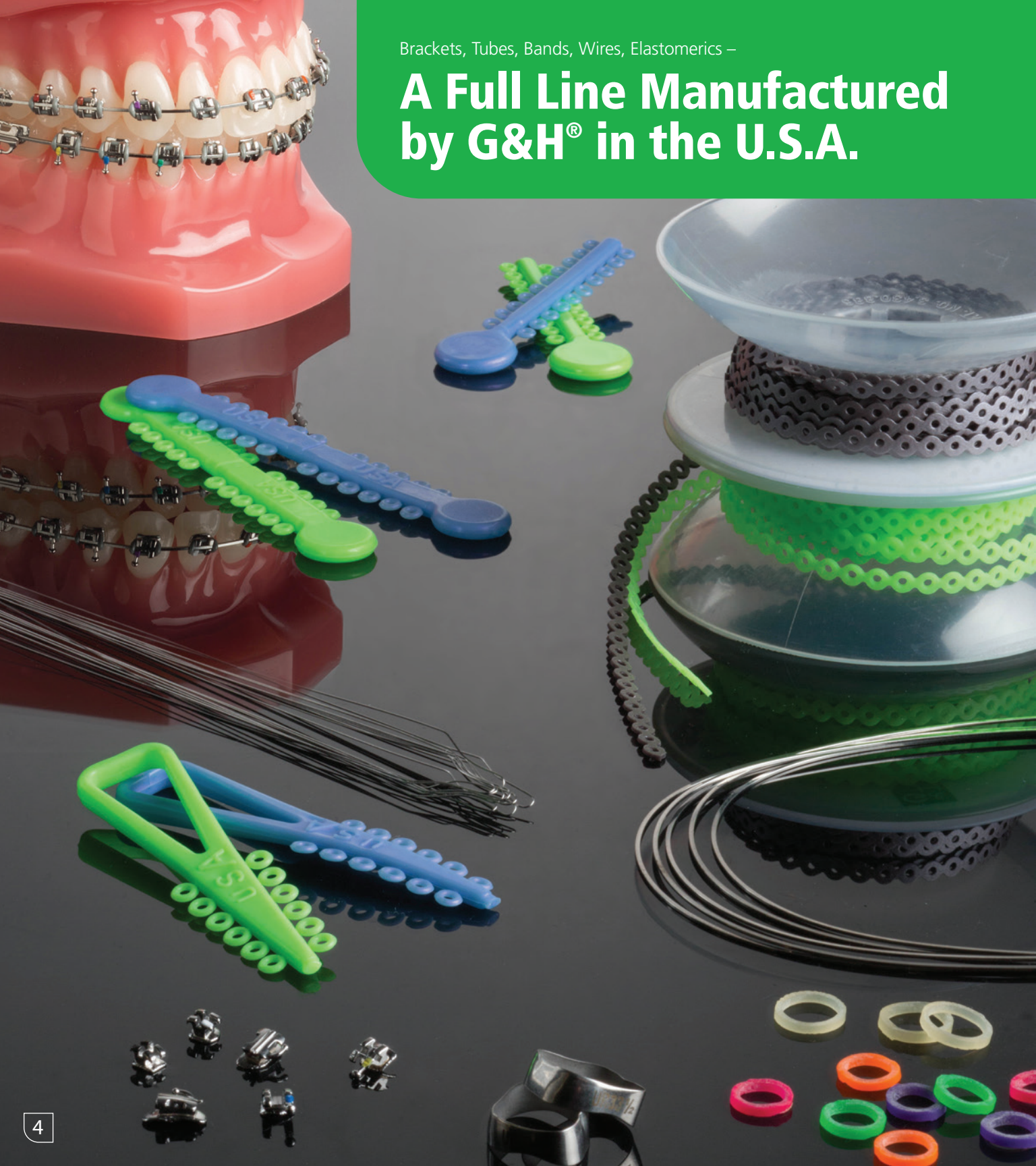
## To produce –

G&H® brackets that work seamlessly with our G&H® wires and elastomers.



Brackets, Tubes, Bands, Wires, Elastomers –

# A Full Line Manufactured by G&H® in the U.S.A.



# miniPrevail®TWIN

## BRACKET SYSTEM

## A POWERFUL, COMFORTABLE BRACKET SYSTEM

A mini twin bracket system with all the benefits of a full twin

miniPrevail®TWIN brackets are constructed of a specialized micro-grain surgical stainless steel metal injection molding (MIM) powder, for an inherently stronger, and more dimensionally accurate bracket.



See our video!

GHOrthodontics.com

### METAL INJECTION MOLDED (MIM)

ensures exact tolerances and strength of design

### FULL ROTATIONAL CONTROL

due to the mini twin design

### UNIQUE, OFFSET SLOT

allows contact under tie wing only for reduced friction and full control

### LOW PROFILE

— reduces occlusal interference  
— enhances comfort

### INCREASED TIE WING AREA

to facilitate ligation

### COMPOUND CONTOUR BASE

for increased bond strength and precise bracket placement

### 17-4 SURGICAL-GRADE

### STAINLESS STEEL

for greater strength

### CENTER SCRIBE LINE

aligns with long axis for accurate placement

### COLOR ENHANCED I.D.

for easy bracket selection

### ROUNDED FACIAL

### CONTOURS

for patient comfort

### CHAMFERED

### SLOT ENTRANCE

promotes easier and more rapid archwire placement

### TORQUE IN BASE

for level slot lineup and improved finishing

### RHOMBOIDAL SHAPE

Mesiodistal sides line up with the long axis and incisogingival sides line up with the occlusal plane



### 80 GAUGE ANATOMICAL BONDING BASE

matches the anatomical curvature of the tooth for maximum contact and a strong, consistent bond

### miniPrevail®TWIN is available in:

**Slot size:** .022 or .018

**Prescription:** Roth\* & MBT\*

**Hooks:** 3's only or 3's, 4's, 5's



Also available in  
Roth\* V-Slot



Actual patient wearing G&H miniPrevail® brackets.

\*G&H prescriptions are not implied to be an exact version of any other system, nor do we claim any endorsement by the doctor.



# G&H® Brackets **Clinical Results**

## miniPrevail® BRACKET SYSTEM **CASE STUDY**



"miniPrevail brackets are high-quality twin brackets. The base and scribe lines make for easy bracket placement. The tie wings allow for easy tie-ins with multiple ligatures if needed, but are strong and comfortable for the patient."

—Howard Fine, D.M.D., M.M.Sc.

**Pre-Treatment** – 11 yrs 4 mos



**Mid-Treatment** – 12 yrs 2 mos



**Post-Treatment** – 12 yrs 9 mos



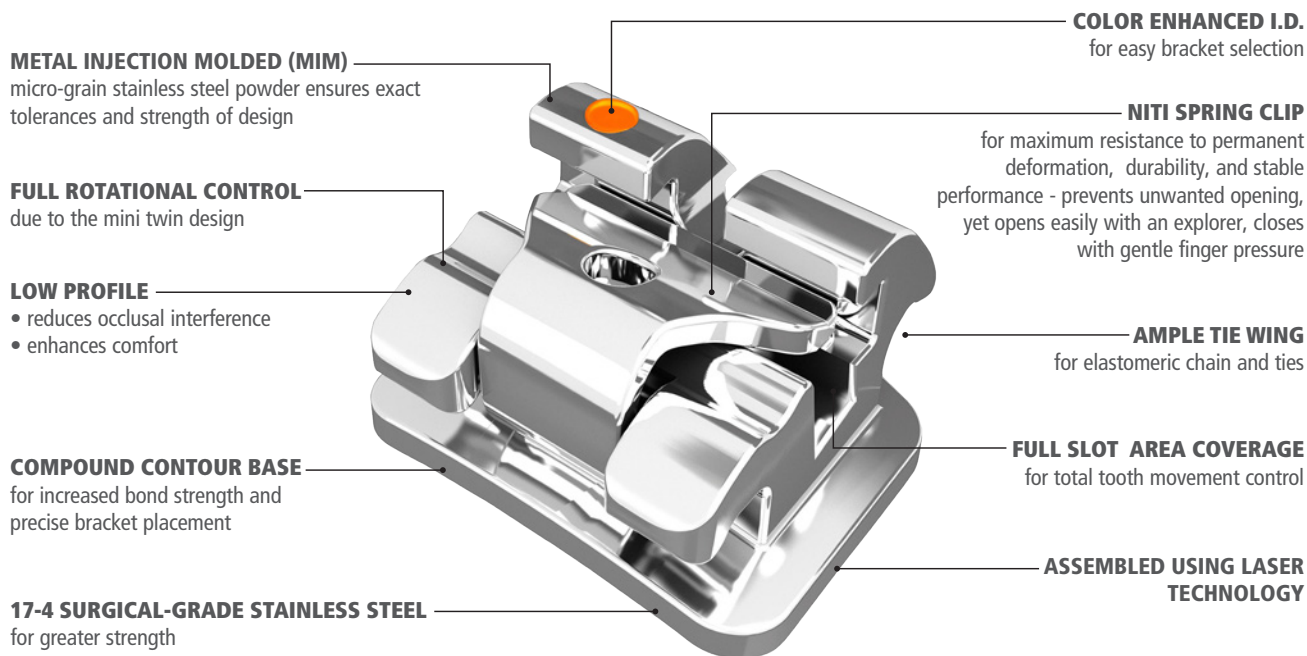
# miniPrevail<sup>®</sup> SL

SELF-LIGATING BRACKET SYSTEM

## THE SELF-LIGATING BRACKET FROM THE MINIPREVAIL FAMILY BY G&H

### The answer to achieve excellent, predictable treatment results in less time.

An INTERACTIVE self ligating bracket which uses a NiTi spring clip that is strong enough to deliver continuous and consistent forces while assuring tooth movement control. When using round archwires (up to .020") allows PASSIVE engagement during initial leveling and alignment to reduce friction and improve sliding mechanics. When using rectangular archwires (from .016"x.022"), becomes ACTIVE to provide effective torque and rotation control toward the end of treatment.



**miniPrevail<sup>®</sup> SL is available in:**  
**Bondable Base**

**Slot size:** .022 or .018

**Prescription:** Roth<sup>®</sup> & MBT<sup>®</sup>

**Hooks:** On 3's, 4's, & 5's

**Not for sale in USA or Canada**



**80 GAUGE ANATOMICAL BONDING BASE**  
matches the anatomical curvature of the tooth for maximum contact and a strong, consistent bond

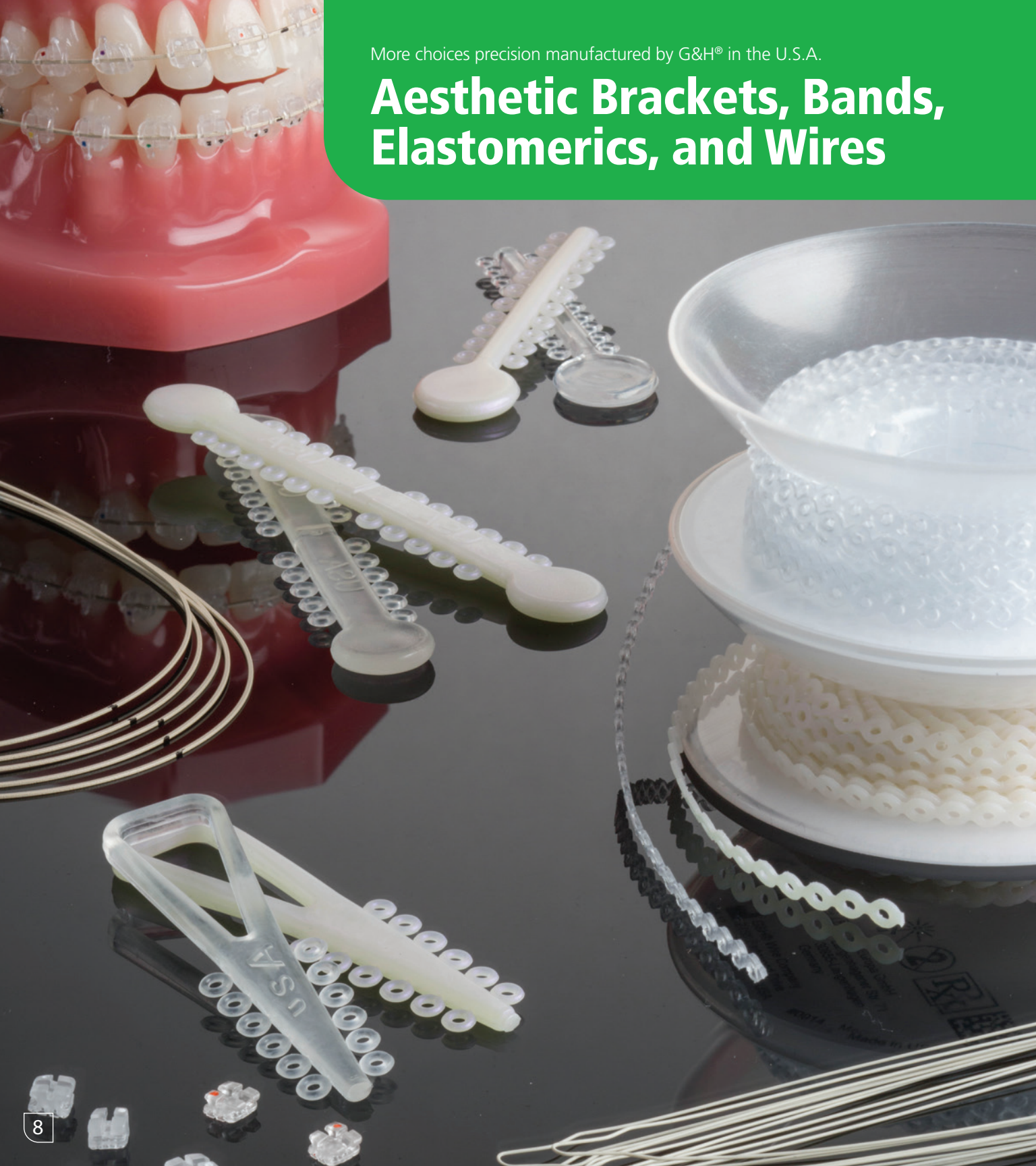


Brackets are packaged with 1 case (20 brackets) oriented in a kit box.



More choices precision manufactured by G&H® in the U.S.A.

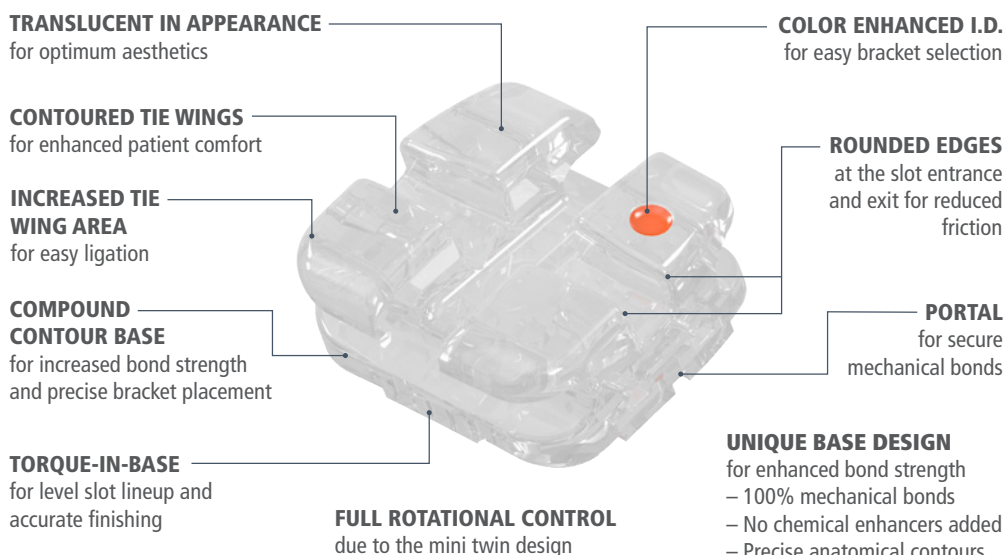
# Aesthetic Brackets, Bands, Elastomerics, and Wires





## A NEARLY INVISIBLE POLYCRYSTALLINE CERAMIC INJECTION MOLDED BRACKET

Agility Ceramic brackets are constructed of proprietary ceramic injection molding materials to ensure a stronger, and more dimensionally accurate bracket. Agility's brilliant translucency presents a totally aesthetic appearance throughout treatment. The unique bonding base design ensures superior performance and easy, conventional debonding. The unique "portals" in the base allow adhesive to circulate through the base, creating a secure mechanical bond.



### Agility's Revolutionary "Portal" Bonding Base



**Agility® Ceramic is available in:**

**Slot size:** .022 or .018

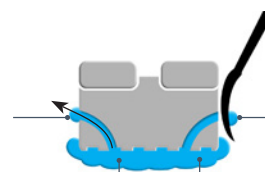
**Prescription:** Roth® & MBT®

**Hooks:** On 3's, 4's, & 5's



**ADHESIVE EXITS**  
through portal openings on the mesiodistal sides of the bracket

**ADHESIVE FLOWS THROUGH THE PORTALS**  
as it is spatulated on the base and positioned on the tooth



**ADHESIVE POLYMERIZES IN THE PORTALS**  
and on the base during curing for unprecedented secure mechanical bonds

*"I love how you can hardly tell I'm wearing braces! I feel more confident to smile, plus they're comfortable."*

Actual patient wearing G&H Agility® Ceramic brackets.



*"The Agility Ceramic system provides all the characteristics one would look for in a high-quality ceramic bracket: aesthetics, ease-of-bonding, smoothness and strength. Thanks to the unique portals in the base, mechanical bond strength is enhanced yet the bracket is easy to debond. It is made in the U.S.A. and is cost-effective. I can't think of anything else one could possibly ask for."*

— Howard Fine, D.M.D., M.M.Sc.



# Buccal Tubes

## miniPrevail<sup>®</sup>TUBE

Precision Manufactured By G&H<sup>®</sup> Orthodontics

### Seamlessly working together with our miniPrevail<sup>®</sup> bracket systems

Our new miniPrevail<sup>®</sup>TUBE has been engineered with the patient and orthodontist in mind. Our distinct "crosshair" design takes the guesswork out of placement while the tube features offer easy wire placement and engagement. Finally, the low profile and sleek hook is designed for the utmost patient comfort.

**LOW PROFILE**  
metal injection molded (MIM)  
stainless steel

**BALANCED**  
to facilitate easier bonding

**SLEEK HOOK DESIGN**  
for ultimate patient comfort  
and simplified bonding

**FUNNELED ENTRANCE**  
for easier wire insertion

**MICRO-ETCHED  
80 GAUGE MESH BASE**  
for enhanced bond strength



**DISTINCT "CROSSHAIR"**  
horizontal and vertical placement sight lines with color-coded ID center "bullseye" positioning feature

**Available in 4.2mm or 3.2mm  
MESIAL/DISTAL DIMENSION**  
for full rotational control

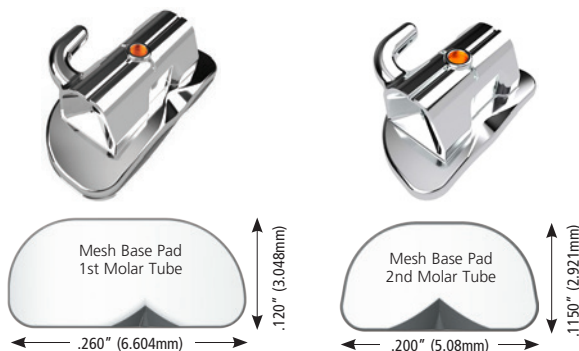
**ANGLED OCCLUSAL WALL**  
to avoid interference

**PARALLEL WALLS**  
for improved grip when handling

**ANATOMICALLY FORMED BASE**  
with developmental indent for precise  
fit and positioning

**OCCLUSAL/GINGIVAL  
PLACEMENT GUIDES**  
allow for easy placement at the posterior  
region and assist with minor adjustments  
prior to curing the adhesive

**miniPrevail<sup>®</sup> Tubes are available in:**  
**Convertible & Non-Convertible**  
**Bondable or Weldable Base Options**  
**Slot size:** .022 or .018  
**Prescription:** Roth<sup>\*</sup>, MBT<sup>®</sup> & Standard





**ORTHODONTICS®**

Quality Manufacturing. Exceptional Service.



**BRACKETS**



**BANDS**



**TUBES**



**WIRES**



**SPRINGS**



**ELASTOMERICS**

Precision engineered and manufactured in the U.S.A.